

## YDS-1AMPF-SC4238 V1.0

### 4MP SmartSens SC4238 MIPI and DVP Parallel Interface M12 Fixed Focus Camera Module



Front View



Back View

#### Specifications

Camera Module No.	YDS-1AMPF-SC4238 V1.0
Resolution	4MP
Image Sensor	SC4238
Sensor Type	1/3"
Pixel Size	2.0 um x 2.0 um
EFL	3.00 mm
F.NO	2.00
Pixel	2688 x 1520
View Angle	130.0°(DFOV) 104.0°(HFOV) 54.6°(VFOV)
Lens Dimensions	13.60 x 13.60 x 18.00 mm
Module Size	40.05 x 13.70 mm
Module Type	Fixed Focus
Interface	MIPI and DVP Parallel
Auto Focus VCM Driver IC	None
Lens Model	YDS-LENS-MJ7010A
Lens Type	650nm IR Cut
Operating Temperature	-30°C to +85°C
Mating Connector	DF30FC-40DS-0.4V



## YDS-1AMPF-SC4238 V1.0 4MP SmartSens SC4238 MIPI and DVP Parallel Interface M12 Fixed Focus Camera Module




Top View



Side View



Bottom View

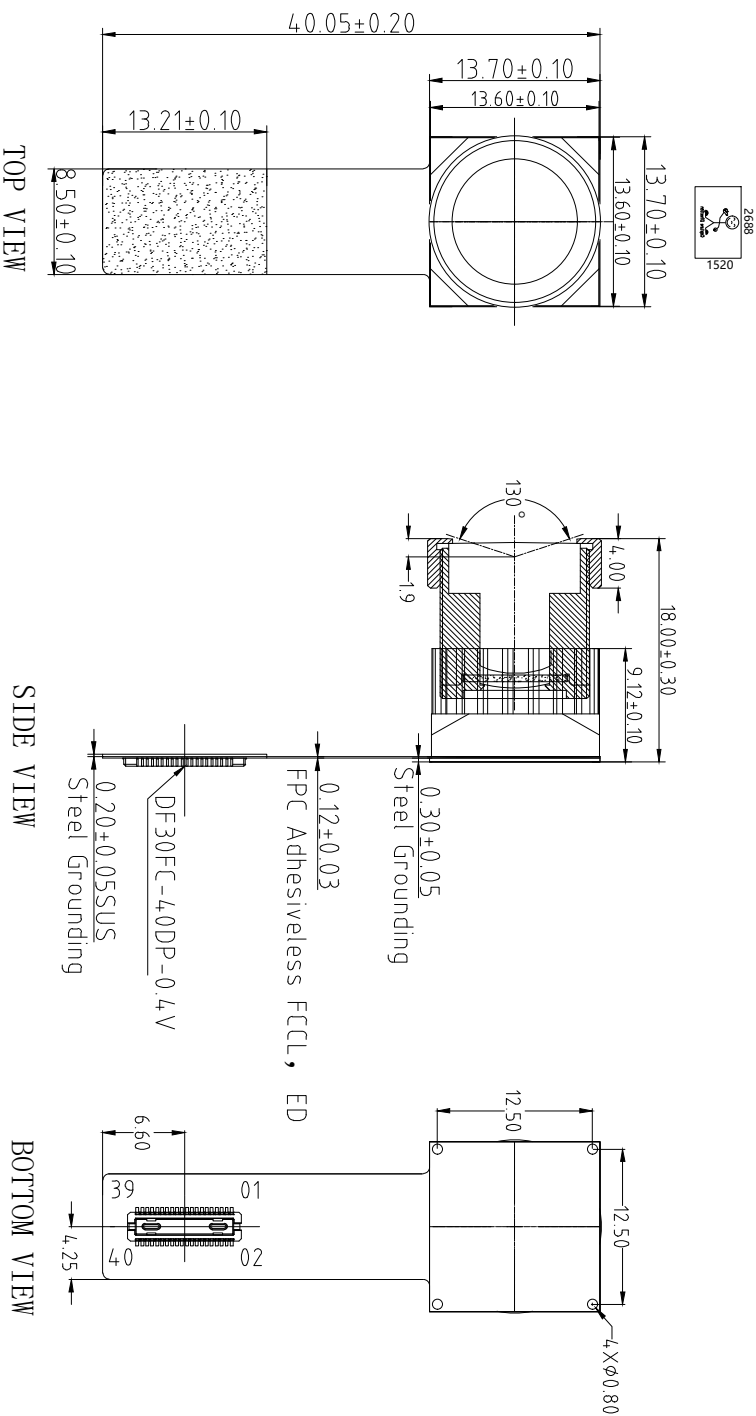


Mating Connector

# ROHS

1	AGND
2	D0
3	D1
4	D2
5	SIOD
6	EF SYNC
7	SIOC
8	AVDD2.8V
9	XSHUTDN
10	MDP2/D11
11	LREF
12	MDN2/D10
13	DGND
14	DGND
15	FSYNC
16	MDP1/D6
17	PWDNB
18	MDN1/D5
19	NC
20	DGND
21	NC
22	MCP/PCLK
23	NC
24	MCN/D7
25	NC
26	DGND
27	NC
28	MDP0/D9
29	NC
30	MDN0/D8
31	NC
32	DGND
33	NC
34	MCLK
35	MDP3/D4
36	DVDD1.5V
37	MDN3/D3
38	DOVDD1.8V
39	DGND
40	DGND

NOTE:  
1. The device slave address: 7'h30



## Parameters:

### 1、Sensor specification:

Image Sensor: SC4238  
 Pixel: 2.0um×2.0um  
 Lens Type: 1/3  
 Important Voltage Description: DVDD1.5V (external power supply);

### 2、Lens specification:

FOV: 130°(D);104°(H);54.6°(V)  
 F/NO.: 2.0  
 TV distortion: <35%  
 Focal length: 3.0mm  
 Composition: 5E+IR FILTER  
 IR Cut Coating: 650nm±10nm@50%

Version	Information	Date
V1.0	First Version	3-25-2021

Designed By	Kevin	Model Name:	1AMPF-SC4238 V1.0		
Checked By	Aouly Yan	Unit:	mm	Material:	-----
Projection Type:		Scale:	1:1	Sheet:	1 of 1
Third Angle		Version:	1/0		



SMARTSENS

# CMOS图像传感器

## CMOS IMAGE SENSOR

### SC4238 产品单页

#### SC4238 Product Flyer

- 支持16:9比率, 400万像素分辨率  
16:9 4MP resolution
- 出色的低照性能表现  
Excellent low-light performance



## 公司简介 | Company Profile

思特威电子科技有限公司 (SmartSens Technology) 是一家从事CMOS图像传感器芯片产品研发、设计及服务的高新技术企业, 2011年创立, 总部设立于中国上海, 在北京、深圳、杭州、香港、新竹以及美国圣何塞等多个城市设有研发中心与销售办公室, 网络遍及全球。

思特威以创新为驱动, 专注于为客户提供面向未来和全球领先的CMOS图像传感器芯片产品。凭借一支精于创新、覆盖全球的研发团队, 思特威自主研发出了优秀的夜视全彩技术、独创领先的DSI技术、Stack BSI的全局曝光技术等诸多卓越技术。

自成立以来, 思特威一直以客户需求为核心, 致力于为客户提供高质量的视频解决方案。公司产品也不断成熟并逐步确立了安防领域行业领先地位, 产品遍及安防监控、车载影像、机器视觉及消费类电子产品 (运动相机、无人机、扫地机器人、智能家用摄像头) 等应用领域。2017年起, 思特威已连续两年在CIS产品安防领域全球市场占有率上保持第一, 并在机器视觉、人工智能应用等新兴领域不断拓展创新。

SmartSens Technology Co., Ltd. is a high-performance CMOS image sensing (CIS) chip design company. The company, founded in 2011, is headquartered in Shanghai and has both research centers and sales offices in various cities around the world, including Beijing, Shenzhen, Hangzhou, Hong Kong, Hsinchu and San Jose, California.

SmartSens is dedicated to providing future-oriented and world-leading CMOS image sensing products. With an international and accomplished research team, SmartSens owns a suite of proprietary technologies, including full color night vision, DSI Pixel, global exposure built on voltage domain architecture and Stack BSI processes, among many others.

SmartSens has always kept the needs of the customer first, constantly innovating with the goal of providing the customer with high-quality video capturing solutions, with products in Security & Surveillance, Automotive, Machine Vision, Consumer Electronics (sports cameras, drones, automatic vacuums, smart home), and other application fields. Since 2017, SmartSens has maintained its lead in the CIS Security & Surveillance global market share for two consecutive years, and it has had achievements in machine vision, artificial intelligence, among other applications.

## 规格说明 | Specifications

项目	参数
Resolution	4 MP
Pixel Array	2688H x 1520V
Pixel Size	2.0µm x 2.0µm
Optical Format	1/3"
Max Frame Rate	60fps @10bit
Output Interface	12/10/8 bit DVP
	12/10/8 bit 4 lane MIPI
Output Format	RAW RGB
CRA	15°
Sensitivity	2800mV/Lux·s
Dynamic Range	HDR Mode up to 100dB
	Linear Mode 74dB
SNR	39dB
Operation Temperature Range	-30°C to +85°C
Best IQ Temperature	-20°C to +60°C
Power Supply	Analog = 2.8V
	Digital = 1.5V
	I/O = 1.8V
Package	41 pin CSP
Package Size	6.38mm x 4.32mm

### 产品特性 | Features

- 消费级1/3"光学尺寸4MP传感器  
Consumer 1/3" Optical Format 4MP Sensor
- 支持动态行交叠的双重曝光宽动态  
2-Exposure Line Based HDR Mode
- 850/940nm 近红外增益  
850/940 nm Near IR Improvement
- 高灵敏度  
High Sensitivity
- 高信噪比  
High Signal to Noise Ratio

### 应用场景 | Applications

- 安防监控摄像头  
Security Cameras
- 运动相机  
Sport Cameras
- 智能家居摄像头  
Smart Home Cameras
- 狩猎相机  
Hunting Cameras



WeChat



LinkedIn

- 上海办公室  
上海市徐汇区宜山路1009号创新大楼11F  
11F, No.1009, Yishan Road, Xuhui District, Shanghai  
Tel: 021-6485-3570

- 深圳办公室  
深圳市龙岗区坂田街道雅宝路1号星河 WORLD B座大厦B-2908B  
B2908B, Building B, Galaxy WORLD, No.1 Yabao Road,  
Bantian Street, Longgang District, ShenZhen  
Tel: 0755-2373-9713

- 北京办公室  
北京市经济技术开发区荣华南路2号大族广场T6座2201室  
Room 2201, Building T6, Dazhu Plaza, No.2, South Ronghua  
Road, Economic-Technological Development Area, Beijing  
Tel: 010-6786-3626

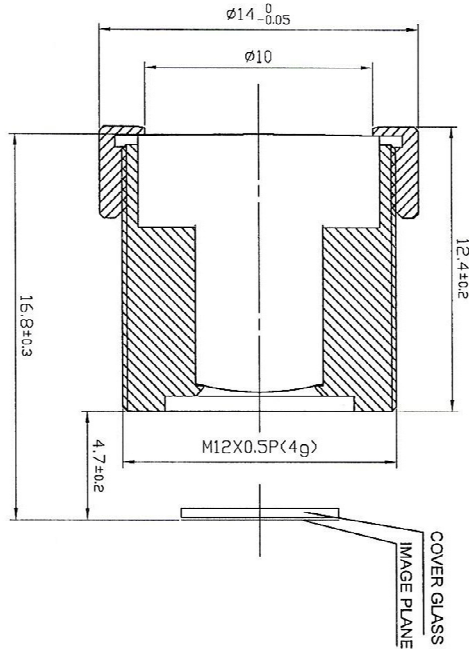
- 香港办公室  
香港观塘鸿图道21号讯科中心10楼F室  
RM F, 10/F, INFOTECH CENTRE, 21 HUNG TO RD

- 美国 (圣何塞)  
加利福尼亚州圣何塞市史蒂文森克里克大道4340号280室  
4340 Stevens Creek Blvd, Suite 280, San Jose CA95129  
Tel: +1 408 981 6626

## YDS-LENS-MJ7010A

### SPECIFICATION

1. FOR 1/3" SENSOR
2. IMAGE HEIGHT  $\phi 6.4$
3. EFL=3mm
4. WORKING F/NO.=2.0
5. BFL=4.7mm
6. FOV=142°
7. DISTORTION=35%
8. RELATIVE ILLUMINATION=70%( $\gamma=1$ )
9. CONSTRUCTION: 5E
10. THREAD :M12X0.5P
11. IR FILTER 650±10nm




⑤	公差	±0.1	材料	名称	日期 DATE
④	公差	±0.05	MATERIAL	REV.	日期 DATE
③	公差	±0.03	3RD ANGLE PROJIN	REV. A-01	日期 DATE
②	公差	±1°	比例	名称	日期 DATE
①	公差	±0.5°	SCALE 12:1	名称	日期 DATE
	修改记录		图号	名称	日期 DATE
	REVISION RECORD		DRAWING NO.	名称	日期 DATE
	姓名				
	NAME				
	日期				
	DATE				

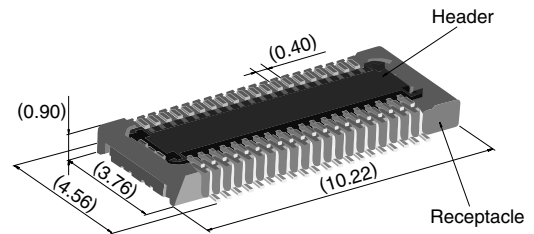


# 0.4 mm Pitch, 0.9 mm Height, Board-to-Board / Board-to-FPC Connectors

## DF30 Series



### Extremely small size



40 positions shown

### Overview

Continuous miniaturization and increased component density on PCB created demand for extremely low profile connectors. This series is addition of a new extremely low profile connectors to Hirose's wide range of high reliability board-to-board/board-to-FPC connection solutions.

### Features

#### 1. Contact reliability

Concentration of the contact's normal forces at the single point assures good contact wipe and electrical reliability, while confirming the fully mated condition with a definite tactile click.

#### 2. Self alignment

Recognizing the difficulties of mating extremely small connectors in limited spaces the connectors will self align in horizontal axis within 0.3 mm.

#### 3. Automatic board placement

Packaged on tape-and-reel the plug and headers have sufficiently large flat areas to allow pick-up with vacuum nozzles of automatic placement equipment.

#### 4. Variety of contact positions and styles

Available in standard contact positions of: 20, 22, 24, 30, 34, 40, 50, 60, 70 and 80 with and without metal fittings. Addition of metal fittings does not affect external dimensions of the connectors.

Smaller contact positions are also available.

#### 5. Support for continuity test connector

Connectors which have increased insertion and removal durability are available for continuity tests. Contact your Hirose sales representative for details.

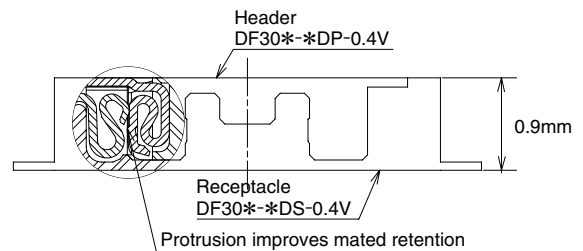
### Applications

Cellular phones, PDA's, mobile computers, digital cameras, digital video cameras, and other devices demanding high reliability connections in extremely limited spaces.

#### Low profile

#### Increased mated retention

#### High contact reliability



### Self alignment



## Product Specifications

Rating	Rated current 0.3A Rated voltage 30V AC	Operating temperature range : -35°C to 85°C (Note 1) Operating humidity range : Relative humidity 20% to 80%	Storage temperature range -10°C to 60°C (Note 2) Storage humidity range Relative humidity 40% to 70% (Note 2)
--------	--	---	--

Item	Specification	Conditions
1. Insulation resistance	50 MΩ min.	100V DC
2. Withstanding voltage	No flashover or insulation breakdown.	100V AC / one minute
3. Contact resistance	100 mΩ max.	100 mA
4. Vibration	No electrical discontinuity of 1 μs or more	Frequency: 10 to 55 Hz, single amplitude of 0.75mm, 2 hours, 3 axis
5. Humidity	Contact resistance: 100 mΩ max. Insulation resistance: 25 MΩ min.	96 hours at temperature of 40°C±2°C and RH of 90% to 95%
6. Temperature cycle	Contact resistance: 100 mΩ max. Insulation resistance: 50 MΩ min.	Temperature: -55°C→+5°C to +35°C→+85°C→+5°C to +35°C Duration: 30→10→30→10(Minutes) 5 cycles
7. Durability (insertions/withdrawals)	Contact resistance: 100 mΩ max.	50 cycles(Connector for conductivity tests: 500 cycles)
8. Resistance to soldering heat	No deformation of components affecting performance.	Reflow: At the recommended temperature profile Manual soldering: 300°C for 3 seconds

Note 1: Includes temperature rise caused by current flow.

Note 2: The term "storage" refers to products stored for long period of time prior to mounting and use. Operating temperature range and humidity range covers non-conducting condition of installed connectors in storage, shipment or during transportation.

## Materials and Finishes

Connectors	Component	Material	Finish	Remarks
Receptacles and Headers	Insulator	LCP	Color : Black	UL94V-0
	Contacts	Phosphor bronze	Gold plated	————
	Metal fittings	Phosphor bronze	Tin-copper plated	————

## Ordering information

### Receptacles and Headers

**DF30**   **FC** -   **\***   **DS - 0.4**   **V**   **(\*\*)**  
①   ②   ③   ④   ⑤   ⑥   ⑦

① Series name: DF30	⑤ Contact pitch: 0.4 mm
② Configuration FB: With metal fittings, without bosses FC: Without metal fittings, without bosses CJ: Connector for conductivity tests	⑥ Termination section V: Straight SMT
③ Number of positions: 20, 22, 24, 30, 34, 40, 50, 60, 70, 80	⑦ Packaging (81): Embossed tape packaging (5,000 pieces per reel) (82): Embossed tape packaging (1,000 pieces per reel)
④ Connector type DS: Double row receptacle DP: Double row header	



## ■ Receptacles (without metal fittings)



## ◆ Recommended PCB mounting pattern



Recommended solder paste thickness: 120  $\mu\text{m}$

[Specification number] -\*\*, (\*\*)

(81): Embossed tape packaging (5,000 pieces per reel)

\* Tolerances non- accumulative.

Unit: mm

Part Number	CL No.	Number of contacts	A	B	C
DF30FC-20DS-0.4V(**)	CL684-1109-8-**	20	6.22	3.6	1.2
DF30FC-22DS-0.4V(**)	CL684-1110-7-**	22	6.62	4.0	1.2
DF30FC-24DS-0.4V(**)	CL684-1111-0-**	24	7.02	4.4	1.2
DF30FC-30DS-0.4V(**)	CL684-1112-2-**	30	8.22	5.6	1.2
DF30FC-34DS-0.4V(**)	CL684-1113-5-**	34	9.02	6.4	1.36
DF30FC-40DS-0.4V(**)	CL684-1078-6-**	40	10.22	7.6	1.6
DF30FC-50DS-0.4V(**)	CL684-1114-8-**	50	12.22	9.6	2.0
DF30FC-60DS-0.4V(**)	CL684-1082-3-**	60	14.22	11.6	2.4
DF30FC-70DS-0.4V(**)	CL684-1115-0-**	70	16.22	13.6	2.8
DF30FC-80DS-0.4V(**)	CL684-1116-3-**	80	18.22	15.6	3.2

Note 1: Order by number of reels.

Note 2: Receptacles with 24 or fewer contacts positions will not have recessed areas.



# YDS CAMERA MODULE

*your best camera partner*

## Camera Module Pinout Definition Reference Chart

OmniVision	Sony	Samsung	On-Semi	Aptina	Himax	GalaxyCore	PixArt	SmartSens	Sensors
Pin Signal		Description							
DGND GND		ground for digital circuit							
AGND		ground for analog circuit							
PCLK DCK		DVP PCLK output							
XCLR PWDN XSHUTDOWN STANDBY		power down active high with internal pull-down resistor							
MCLK XVCLK XCLK INCK		system input clock							
RESET RST		reset active low with internal pull-up resistor							
NC NULL		no connect							
SDA SIO_D SIOD		SCCB data							
SCL SIO_C SIOC		SCCB input clock							
VSYNC XVS FSYNC		DVP VSYNC output							
HREF XHS		DVP HREF output							
DOVDD		power for I/O circuit							
AFVDD		power for VCM circuit							
AVDD		power for analog circuit							
DVDD		power for digital circuit							
STROBE FSTROBE		strobe output							
FSIN		synchronize the VSYNC signal from the other sensor							
SID		SCCB last bit ID input							
ILPWM		mechanical shutter output indicator							
FREQ		frame exposure / mechanical shutter							
GPIO		general purpose inputs							
SLASEL		I2C slave address select							
AFEN		CEN chip enable active high on VCM driver IC							
<b>MIPI Interface</b>									
MDN0 DN0 MD0N DATA_N DMO1N		MIPI 1st data lane negative output							
MDP0 DP0 MD0P DATA_P DMO1P		MIPI 1st data lane positive output							
MDN1 DN1 MD1N DATA2_N DMO2N		MIPI 2nd data lane negative output							
MDP1 DP1 MD1P DATA2_P DMO2P		MIPI 2nd data lane positive output							
MDN2 DN2 MD2N DATA3_N DMO3N		MIPI 3rd data lane negative output							
MDP2 DP2 MD2P DATA3_P DMO3P		MIPI 3rd data lane positive output							
MDN3 DN3 MD3N DATA4_N DMO4N		MIPI 4th data lane negative output							
MDP3 DP3 MD3P DATA4_P DMO4P		MIPI 4th data lane positive output							
MCN CLKN CLK_N DCKN		MIPI clock negative output							
MCP CLKP MCP CLK_P DCKN		MIPI clock positive output							
<b>DVP Parallel Interface</b>									
D0 DO0 Y0		DVP data output port 0							
D1 DO1 Y1		DVP data output port 1							
D2 DO2 Y2		DVP data output port 2							
D3 DO3 Y3		DVP data output port 3							
D4 DO4 Y4		DVP data output port 4							
D5 DO5 Y5		DVP data output port 5							
D6 DO6 Y6		DVP data output port 6							
D7 DO7 Y7		DVP data output port 7							
D8 DO8 Y8		DVP data output port 8							
D9 DO9 Y9		DVP data output port 9							
D10 DO10 Y10		DVP data output port 10							
D11 DO11 Y11		DVP data output port 11							

[www.YDSCAM.com](http://www.YDSCAM.com) [sales@ydscam.com](mailto:sales@ydscam.com) Phone (WeChat, QQ): (+86) 177 2732 6718

All rights reserved @ YingDeShun Co. Ltd. Specifications subject to change without notice.

## Cameras Applications





## Camera Reliability Test

Reliability Inspection Item		Testing Method	Acceptance Criteria	
Category	Item			
Environmental	Storage Temperature	High 60°C 96 Hours	Temperature Chamber	No Abnormal Situation
		Low -20°C 96 Hours	Temperature Chamber	No Abnormal Situation
	Operation Temperature	High 60°C 24 Hours	Temperature Chamber	No Abnormal Situation
		Low -20°C 24 Hours	Temperature Chamber	No Abnormal Situation
	Humidity	60°C 80% 24 Hours	Temperature Chamber	No Abnormal Situation
	Thermal Shock	High 60°C 0.5 Hours Low -20°C 0.5 Hours Cycling in 24 Hours	Temperature Chamber	No Abnormal Situation
Physical	Drop Test (Free Falling)	Without Package 60cm	10 Times on Wood Floor	Electrically Functional
		With Package 60cm	10 Times on Wood Floor	Electrically Functional
	Vibration Test	50Hz X-Axis 2mm 30min	Vibration Table	Electrically Functional
		50Hz Y-Axis 2mm 30min	Vibration Table	Electrically Functional
		50Hz Z-Axis 2mm 30min	Vibration Table	Electrically Functional
	Cable Tensile Strength Test	Loading Weight 4 kg 60 Seconds Cycling in 24 Hours	Tensile Testing Machine	Electrically Functional
Electrical	ESD Test	Contact Discharge 2 KV	ESD Testing Machine	Electrically Functional
		Air Discharge 4 KV	ESD Testing Machine	Electrically Functional
	Aging Test	On/Off 30 Seconds Cycling in 24 Hours	Power Switch	Electrically Functional
	USB Connector	On/Off 250 Times	Plug and Unplug	Electrically Functional



## Camera Inspection Standard

Inspection Item		Inspection Method	Standard of Inspection		
Category	Item				
Appearance	FPC/ PCB	Color	The Naked Eye	Major Difference is Not Allowed.	
		Be Torn/Chopped	The Naked Eye	Copper Crack Exposure is Not Allowed.	
		Marking	The Naked Eye	Clear, Recognizable (Within 30cm Distance)	
	Holder	Scratches	The Naked Eye	The Inside Crack Exposure is Not Allowed	
		Gap	The Naked Eye	Meet the Height Standard	
		Screw	The Naked Eye	Make Sure Screws Are Presented (If Any)	
		Damage	The Naked Eye	The Inside Crack Exposure is Not Allowed	
	Lens	Scratch	The Naked Eye	No Effect On Resolution Standard	
		Contamination	The Naked Eye	No Effect On Resolution Standard	
		Oil Film	The Naked Eye	No Effect On Resolution Standard	
		Cover Tape	The Naked Eye	No Issue On Appearance.	
	Function	Image	No Communication	Test Board	Not Allowed
			Bright Pixel	Black Board	Not Allowed In the Image Center
Dark Pixel			White board	Not Allowed In the Image Center	
Blurry			The Naked Eye	Not Allowed	
No Image			The Naked Eye	Not Allowed	
Vertical Line			The Naked Eye	Not Allowed	
Horizontal Line			The Naked Eye	Not Allowed	
Light Leakage			The Naked Eye	Not Allowed	
Blinking Image			The Naked Eye	Not Allowed	
Bruise			Inspection Jig	Not Allowed	
Resolution			Chart	Follows Outgoing Inspection Chart Standard	
Color			The Naked Eye	No Issue	
Noise			The Naked Eye	Not Allowed	
Corner Dark			The Naked Eye	Less Than 100px By 100px	
Color Resolution			The Naked Eye	No Issue	
Dimension	Height	The Naked Eye	Follows Approval Data Sheet		
	Width	The Naked Eye	Follows Approval Data Sheet		
	Length	The Naked Eye	Follows Approval Data Sheet		
	Overall	The Naked Eye	Follows Approval Data Sheet		

## YDSCAM Package Solutions

YDS Camera Module



Complete with Lens Protection Film



Tray with Grid and Space



Place Cameras on the Tray






## YDSCAM Package Solutions

Full Tray of Cameras



Cover Tray with Lid



Place Tray into Anti-Static Bag



Vacuum the Anti-Static Bag



## YDSCAM Package Solutions

### Sealed Vacuum Anti-Static Bag with Labels

1. Model and Description 2. Quantity 3. Manufacturing Date Code 4. Caution





## YDSCAM Package Solutions

Place Foam Sheets Between Tray Bags



Foam Sheets are Larger Than Trays



Place Foam Sheets and Trays into Box



Foam Sheets are Tightly Fitting in Box



Seal the Carbon Box



Label the Carbon Shipping Box





## YDSCAM Package Solutions

USB Camera Module

Complete with Lens Protection Film



Place Camera Sample into Anti-Static Bag

Place USB Cameras into Tray



Seal the Tray with Anti-Static Bag

Label the Carbon Shipping Box





## YDSCAM Package Solutions

Place Camera Sample into Anti-Static Bag



Place Connectors into Anti-Static Bag



Label the Sample Bags



Place Connectors into Reel



Place Samples into the Carbon Box



Place Connectors into the Carbon Box





# YDS CAMERA MODULE


*your best camera partner*

## Company YDSCAM

YingDeShun Co. Ltd. (YDS) was established in 2017, a next-generation technology driven manufacturer specialized in research, design, and produce of audio and video products. YDS is occupying 20,000 square feet automated plants with 100 employees of annual throughput 30,000,000 units cameras.

YDS provides OEM, ODM design, contract manufacturing, and builds the camera products. You may provide the requirements to us, even with a hand draft, our sales and engineering work together to meet your needs. We consider ourselves your last-term partner in developing practical and innovative solutions.

Our team covers everything from initial concept development to mass produced product. YDS specializes in customized camera design, raw material, electronic engineering, firmware/software development, product testing, and packing design. Our experienced strategic supply systems offer a robust and dependable manufacturing capacity for orders of various sizes.



## Limited Warranty

YDS provides the following limited warranty if you purchased the Product(s) directly from YDS company or from YDS's website [www.YDSCAM.com](http://www.YDSCAM.com). Product(s) purchased from other sellers or sources are not covered by this Limited Warranty. YDS guarantees that the Product(s) will be free from defects in materials and workmanship under normal use for a period of one (1) year from the date you receive the product ("Warranty Period").

For all Product(s) that contain or develop material defects in materials or workmanship during the Warranty Period, YDS will, at its sole option, either: (i) repair the Product(s); (ii) replace the Product(s) with a new or refurbished Product(s) (replacement Product(s) being of identical model or functional equivalent); or (iii) provide you a refund of the price you paid for the Product(s).

This Limited Warranty of YDS is solely limited to repair and/or replacement on the terms set forth above. YDS is not reliable or responsible for any subsequent events.



[www.YDSCAM.com](http://www.YDSCAM.com) [sales@ydscam.com](mailto:sales@ydscam.com) Phone (WeChat, QQ): (+86) 177 2732 6718

All rights reserved @ YingDeShun Co. Ltd. Specifications subject to change without notice.





# YDS CAMERA MODULE

*your best camera partner*

## YDS Strength

### Powerful Factory



### Professional Service



### Promised Delivery



[www.YDSCAM.com](http://www.YDSCAM.com) [sales@ydscam.com](mailto:sales@ydscam.com) Phone (WeChat, QQ): (+86) 177 2732 6718

All rights reserved @ YingDeShun Co. Ltd. Specifications subject to change without notice.